

Summary

I- Activities

1-1/ Activity 1

1-2/ Activity 2

1-3/ Activity 3

II- Practice

2-1/ Exercise 1

2-2/ Exercise 2

I- Activities

1-1/ Activity 1

Look and say :

Let's learn!



The illustration shows a sequence of four scenes, each with a clock and a caption:

- Scene 1:** A clock showing 7:00. Caption: **What's the time? It's seven o'clock.**
- Scene 2:** A man getting up with a pillow. A clock shows 6:00. Caption: **He gets up at six o'clock.**
- Scene 3:** A woman sitting on the edge of a bed. A clock shows 9:00. Caption: **She goes to bed at nine o'clock.**
- Scene 4:** A man eating dinner. A clock shows 7:00. Caption: **He has dinner at seven o'clock.**

I- Activities

1-2/ Activity 2

Write. Draw the time on the clocks :

has breakfast - gets up - goes to bed - goes to school

			
He <u>gets up</u> at six o'clock.	He _____ _____ at seven o'clock.	He _____ _____ at eight o'clock.	He _____ _____ at nine o'clock.

I- Activities

1-3/ Activity 3







Point, ask and answer :

			
	<p>What's the time?</p>	<p>It's ... o'clock.</p>	

II- Practice

2-1/ Exercise 1

Look and write :

		
<p>It's seven o'clock.</p>	<p>_____</p>	<p>_____</p>
		
<p>_____</p>	<p>_____</p>	<p>_____</p>

II- Practice

2-2/ Exercise 2

Read and match :

1 He has breakfast.



2 He gets up.



3 He has dinner.



4 He goes to school.

