

### Summary

#### I- Activities

1-1/ Activity 1

1-2/ Activity 2

#### II- Practice

2-1/ Exercise 1

2-2/ Exercise 2

2-3/ Exercise 3

---

#### I- Activities

1-1/ Activity 1

Listen and read :



**Outdoor Toys**

This is a perfect bike for children aged 7 to 10. It has got big wheels. You can ride it on grass or sand, so take it to the beach or park.





Scooters are really good fun. This scooter is fast and easy to ride. It has two small wheels. It is available in pink, green or blue.

Are you or your friend learning to skate? These skates have four wheels on each skate, so they are easy and safe for new skaters. They look fantastic, too!

This swing is perfect for fun in your garden. Two children can play together as there are two swings. The seats are blue and yellow.

1-2/ Activity 2

Read again and tick :


				
It's got four wheels.				
It's got small wheels.				
There are two seats.				
It's got big wheels.				
It's for two children.				
You can ride it on the beach.				

## II- Practice


### 2-1/ Exercise 1

Read :

**A** Look at this bike. Two people can ride it. It's got two wheels and it's got two seats. Your mum or dad can sit at the front. You can sit behind. There are four pedals. It's fun to ride this bike with your mum or dad.




**B** Can you ride a bike with only one wheel? This man can. The wheel is very big and it's got one seat at the top. It's difficult to ride, but fun.



### 2-2/ Exercise 2

Read again and write :

	<p>How many wheels has bike A got? It's got _____</p>
	<p>How many seats has bike B got? _____</p>



## 2-3/ Exercise 3

Circle the incorrect word. Then write the sentence correctly :

- Bike A : It's got one wheels.

---

- Bike B : It's got a little wheel.

---

- Bike A : Four people can ride this bike.

---

- Bike B : It's got two seat.

---

- Bike A : You can sit between.

---

- Bike B : The man can't ride this bike.

---