


I- Lecture (Lettre Q)



				
masque	pastèque	coq	cirque	bouquet

II- Écriture (Lettre Q)

A large grid for handwriting practice. The grid consists of 20 columns and 20 rows. A vertical red line is drawn on the left side, starting from the top row and extending to the bottom row, serving as a margin for the letter 'Q'.

III- Exercice 1 (Lettre Q)

Coche la case quand tu entends le son [Q]

	
quilles	raquette
https://www.alloschool.com/files/premium/francais/1ap/quilles.mp3	https://www.alloschool.com/files/premium/francais/1ap/rac
<input type="checkbox"/>	<input type="checkbox"/>

IV- Exercice 2 (Lettre Q)

Découpe les mots en syllabes:

- étiquette: _____
- disque: _____
- question: _____
- quatre: _____