





## I- Lecture (Lettre E)

				
cerises	cheval	table	ferme	chemise

## II- Écriture (Lettre E)

A large grid for handwriting practice. The grid consists of 20 columns and 20 rows. A vertical red line is positioned at the beginning of the first column. The grid is intended for practicing the letter 'E'.

## III- Exercice 1 (Lettre E)

Coche la case quand tu entends le son [E]

	
baleine	crabe
<a href="https://www.alloschool.com/files/premium/francais/1ap/baleine.mp3">https://www.alloschool.com/files/premium/francais/1ap/baleine.mp3</a>	<a href="https://www.alloschool.com/files/premium/francais/1ap/cr">https://www.alloschool.com/files/premium/francais/1ap/cr</a>
<input type="checkbox"/>	<input type="checkbox"/>
<input type="checkbox"/>	<input type="checkbox"/>

---

#### IV- Exercice 2 (Lettre E)

Découpe les mots en syllabes:

- escargot: \_\_\_\_\_
- hôtel: \_\_\_\_\_
- cheminée: \_\_\_\_\_
- renard: \_\_\_\_\_