






I- Lecture (Lettre O)

				
vélo	moto	lavabo	bateau	domino

II- Écriture (Lettre O)

A large grid for handwriting practice. The grid consists of 20 columns and 20 rows. A vertical red line is drawn on the left side, starting from the top row and extending to the bottom row, serving as a starting point for writing the letter 'O'.

III- Exercice 1 (Lettre O)

Coche la case quand tu entends le son [O]

	
rose	poule
https://www.alloschool.com/files/premium/francais/1ap/rose.mp3	https://www.alloschool.com/files/premium/francais/1ap/poule.mp3
<input type="checkbox"/>	<input type="checkbox"/>

IV- Exercice 2 (Lettre O)

Découpe les mots en syllabes:

- limonade: _____
- bonbon: _____
- dromadaire: _____
- cigogne: _____